

.100" × .100" Wiremount Socket

.050" Pitch Cable (Optional Plastic or Metal Strain Relief)

3000 Series



- Industry standard IDC socket
- Optional plastic or low profile metal strain relief
- Positive locking metal “J” clips provide high cover retention
- Mates with 3M headers, plugs and pin strips for quick connect/disconnect capability
- Open or closed end covers available
- Accepts flat cable or discrete wire
- Military polarization, with or without centerbump

Date Modified: September 17, 1999

TS-0718-04
Sheet 1 of 2

4

Physical

Insulation

Material: Glass Filled Polyester (PBT)
Flammability: UL 94V-0
Color: Gray

Contact

Material: Copper Alloy
Plating
Underplate & U-Slot: 100 μ " [2.54 μ m] Nickel — QQ-N-290, Class 2
Wiping Area: 30 μ " [0.76 μ m] Gold — MIL-G-45204, Type II, Grade C

Wire Accommodation: 26 & 28 AWG Solid or Stranded

Marking: 3M Logo, Part Identification Number and Orientation Triangle

Electrical

Current Rating: 1 A
Insulation Resistance: $> 1 \times 10^9 \Omega$ at 500 Vdc
Withstanding Voltage: 1000 Vrms at Sea Level

Environmental

Temperature Rating: -55°C to $+105^\circ\text{C}$

UL File No.: E68080

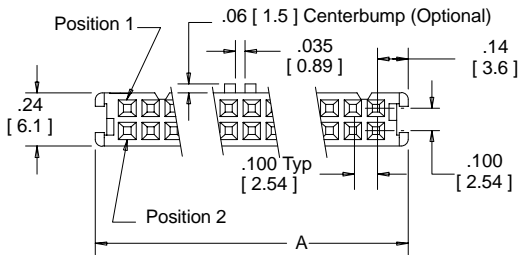
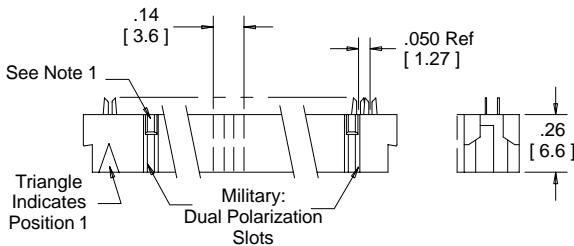
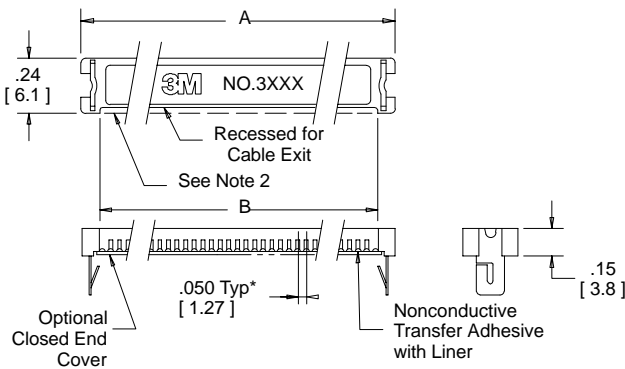
3M Interconnect Solutions Division

6801 River Place Blvd.
Austin, TX 78726-9000

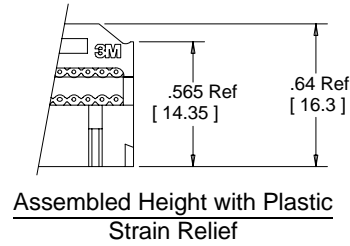
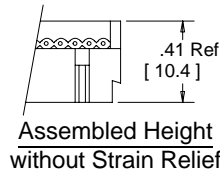
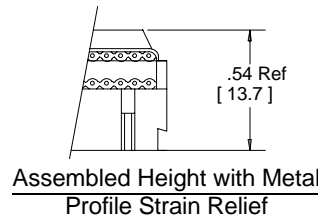
For technical, sales or ordering information call
800-225-5373

.100" × .100" Wiremount Socket .050" Pitch Cable (Optional Plastic or Metal Strain Relief)

3000 Series



Contact Quantity	Dimensions			
	Socket Series	A	B	C
10	3473	0.68 [17.3]	0.54 [13.7]	0.62 [15.7]
14	3385	0.88 [22.4]	0.74 [18.8]	0.82 [20.8]
16	3452	0.98 [24.9]	0.84 [21.3]	0.92 [23.4]
20	3421	1.18 [30.0]	1.04 [26.4]	1.12 [28.4]
24	3626	1.38 [35.1]	1.24 [31.5]	1.32 [33.5]
26	3399	1.48 [37.6]	1.34 [34.0]	1.42 [36.1]
30	3419	1.68 [42.7]	1.54 [39.1]	1.62 [41.1]
34	3414	1.88 [47.7]	1.74 [44.2]	1.82 [46.2]
36	9436	1.98 [50.3]	1.84 [46.7]	1.92 [48.8]
40	3417	2.18 [55.4]	2.04 [51.8]	2.12 [53.8]
44	9444	2.38 [60.5]	2.24 [56.9]	2.32 [58.9]
50	3425	2.68 [68.1]	2.54 [64.5]	2.62 [66.5]
60	3334	3.18 [80.8]	3.04 [77.2]	3.12 [79.2]



Notes:

1. This polarizing groove is non-existent on 3385 and 3473 Series.
2. The optional high cable-profile cover for cable thicker than .040 [1.02] (does not have cable exit recess).
3. The low profile strain relief can be used with the 4600 Series Plug and .1 x .1 Headers with ejector latches. The latches will only function as an ejector.
4. See TS-0721 for mating post pattern.

Tolerance Unless Noted			
	.0	.00	.000
Inch	± .1	± .01	± .005

[] Dimensions for Reference only

Ordering Information

Sockets XXXX-XXXX

- | | | |
|---|---|--|
| Socket Series:
See Table for
3M Part Number | Polarization:
0 = Military (Dual Slot)
6 = Centerbump and
Military | Strain Relief:
00 = No Strain Relief
XX = "Contact Quantity"
for Plastic
Strain Relief
(i.e. 50 for a 50
Position Strain Relief) |
|---|---|--|
- Cover:
- 6 = Open End (For Daisy Chaining or Bussing)
 - 7 = Closed End (For End Cable Termination)
 - 8 = Open End for Higher Profile Cables (60 Pos Only)
 - 9 = Closed End for Higher Profile Cables (60 Pos Only)

Strain Relief (Order Separately) 3448-X0XX

- Type: _____ XX = "Contact Quantity"
2 = Low Profile See Table
(Metal) (i.e. 50 for
3 = Plastic a 50 Position
Strain Relief)

See TS-0720

Keying Plug (Order Separately) 3435-0

Pull Tabs (Order Separately) 3490-X

TS-0718-04
Sheet 2 of 2

3M Interconnect Solutions Division

6801 River Place Blvd.
Austin, TX 78726-9000

For technical, sales or ordering information call
800-225-5373